

# Series 4000SS-AUS

## Reduced Pressure Zone Device

### Size: DN65-DN300

The series 4000SS Reduced Pressure Zone Devices are designed to prevent the reverse flow of polluted water from entering the potable water supply. These models can be applied, where approved by the local authority, for cross connection control in High Hazard installations. Series 4000SS feature short end-to-end dimensions, light weight stainless steel body, and low head loss.

### Features

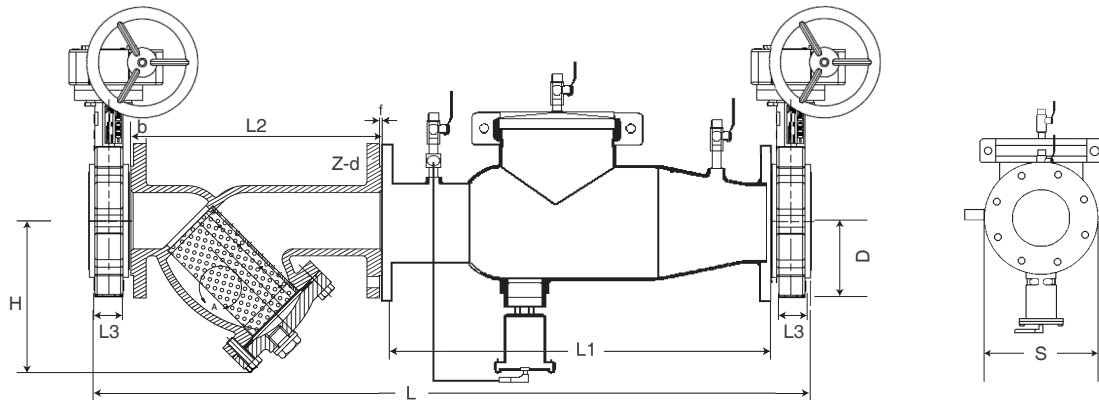
- Stainless steel construction provides long term corrosion resistance and maximum strength
- Stainless steel body is half the weight of competitive designs reducing installation & shipping costs
- Short end-to-end dimensions makes retrofit easy
- Patented cam-check assembly provides maximum flow at low pressure drop
- No special tools required for servicing
- Compact construction allows for smaller enclosures
- Stainless steel relief valve features a balanced rolling diaphragm to eliminate sliding seals and lower maintenance costs

### Material

Component	Material
Internal Metal Parts	Stainless Steel
Valve Body	Stainless Steel
Check Assembly	Norly®

Norly® is a registered trademark of General Electric Company.

### Installation Dimensions



Size	Dimensions							Net Weigh for Device Only kg.
	L	L1	L2	L3	D	H	S	
65	869	559	218	46	267	100	178	27
80	899	559	248	46	267	98	191	28
100	958	559	295	52	267	105	229	30
150	1159	699	348	56	292	140	279	50
200	1281	749	410	61	318	173	343	81
250	1400	749	515	68	318	202	406	86
300	1421	749	595	77	318	228	483	100



### Specification

- Device: AS/NZS 2845.1, ASSE 1013, AWWA C511-92, CSA B 64.5, UL Classified
- Connections: AS2129 Table E

### Pressure- Temperature

- Temperature Range: 0.5°C – 43°C
- Maximum Working Pressure: PN12 (1200 kPa)

### Approvals

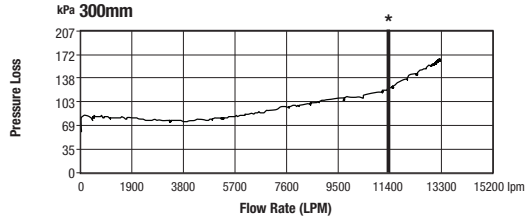
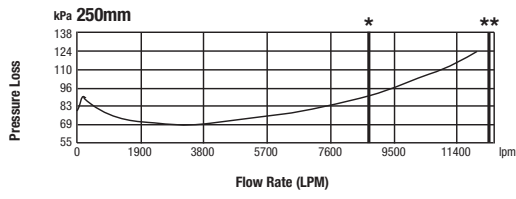
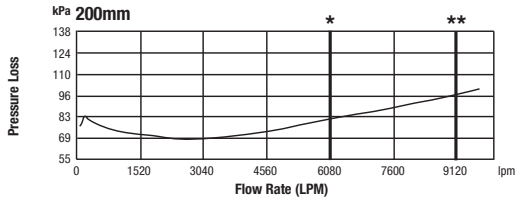
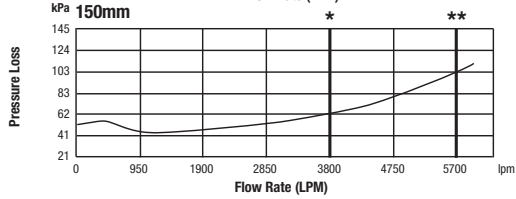
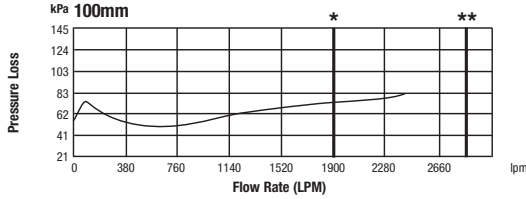
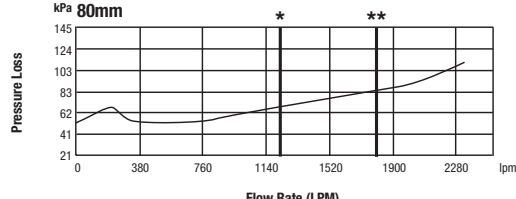
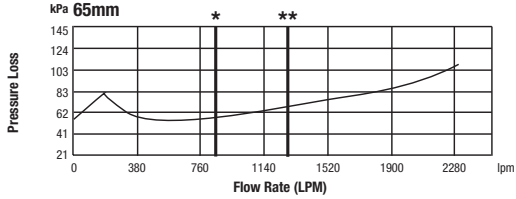
- WMKA1527



### Characteristic Curves

Flow curves as tested by Underwriters Laboratory per UL 1469,1996.

\* Rated flow      \*\*UL Tested flow



### Models

Model NO.	Description
4000SS-065	65MM RPZD STAINLESS STEEL DEVICE ONLY TABLE E
4000SS-080	80MM RPZD STAINLESS STEEL DEVICE ONLY TABLE E
4000SS-100	100MM RPZD STAINLESS STEEL DEVICE ONLY TABLE E
4000SS-100-TD	100MM RPZD STAINLESS STEEL DEVICE ONLY TABLE D
4000SS-150	150MM RPZD STAINLESS STEEL DEVICE ONLY TABLE E
4000SS-150-TD	150MM RPZD STAINLESS STEEL DEVICE ONLY TABLE D
4000SS-200	200MM RPZD STAINLESS STEEL DEVICE ONLY TABLE E
4000SS-250	250MM RPZD STAINLESS STEEL DEVICE ONLY TABLE E
4000SS-300	300MM RPZD STAINLESS STEEL DEVICE ONLY TABLE E
4000SS-065-LBS	65MM RPZD STAINLESS STEEL C/W LEVER BUTTERFLY & STRAINER TABLE E
4000SS-080-LBS	80MM RPZD STAINLESS STEEL C/W LEVER BUTTERFLY & STRAINER TABLE E
4000SS-100-LBS	100MM RPZD STAINLESS STEEL C/W LEVER BUTTERFLY & STRAINER TABLE E
4000SS-100-LBS-TD	100MM RPZD STAINLESS STEEL C/W LEVER BUTTERFLY & STRAINER TABLE D
4000SS-150-LBS	150MM RPZD STAINLESS STEEL C/W LEVER BUTTERFLY & STRAINER TABLE E
4000SS-150-LBS-TD	150MM RPZD STAINLESS STEEL C/W LEVER BUTTERFLY & STRAINER TABLE D
4000SS-065-GBS	65MM RPZD STAINLESS STEEL C/W GEARED BUTTERFLY & STRAINER TABLE E
4000SS-080-GBS	80MM RPZD STAINLESS STEEL C/W GEARED BUTTERFLY & STRAINER TABLE E
4000SS-100-GBS	100MM RPZD STAINLESS STEEL C/W GEARED BUTTERFLY & STRAINER TABLE E
4000SS-100-GBS-TD	100MM RPZD STAINLESS STEEL C/W GEARED BUTTERFLY & STRAINER TABLE D -WATTS
4000SS-150-GBS	150MM RPZD STAINLESS STEEL C/W GEARED BUTTERFLY & STRAINER TABLE E
4000SS-150-GBS-TD	150MM RPZD STAINLESS STEEL C/W GEARED BUTTERFLY & STRAINER TABLE D -WATTS
4000SS-200-GBS	200MM RPZD STAINLESS STEEL C/W GEARED BUTTERFLY & STRAINER TABLE E
4000SS-250-GBS	250MM RPZD STAINLESS STEEL C/W GEARED BUTTERFLY & STRAINER TABLE E
4000SS-300-GBS	300MM RPZD STAINLESS STEEL C/W GEARED BUTTERFLY & STRAINER TABLE E

Watts reserves the right to change or modify product design, construction, specifications, or materials without prior notice and without incurring any obligation to make such changes and modifications on Watts products previously or subsequently sold.

## Typical Installation

Model Series 4000SS-AUS Reduced Pressure Zone Device should be installed with adequate clearance and easy accessibility for testing and maintenance and must be protected from freezing. Local codes shall govern installation requirements.

For DN200–DN300 backflow preventers, a 150mm length spacer piece is required between the downstream side of the device and the butterfly valve. This will prevent contact between the check valve of the backflow preventer and the butterfly valve disc during operation.

Fittings such as end connectors intended to join alternative pipe systems made from other materials (e.g. plastics) shall also conform to the relevant dimensional and performance requirements of the appropriate Australian, New Zealand, or joint Australian/New Zealand Standard for the alternative pipe system.

Test the assembly at initial installation, after servicing or maintenance to AS/NZS2845.3 and local regulatory authority requirements.